

Nonprofit Report

Moffat and Routt Counties

Facts, Figures and Observations about the
Yampa Valley's Nonprofit Organizations
2006

Partners in Collaboration





Photo by Sam Haltom

Nonprofit Report Moffat and Routt Counties

Table of Contents

Executive Summary	3
Defining our Nonprofit Community	5
Growth of the Nonprofit Sector	6
Nonprofit Revenue Sources	7
Revenues, Assets and Expenses.....	9
Generosity of Residents, Volunteer Impact	10
Nonprofit Designation and State of Colorado Website	11
Resources and Project Sponsors	12

For additional information or questions about the Moffat and Routt Counties Nonprofit Report please contact:

Yampa Valley Partners
745 Russell Street
Craig, CO 81625
970-824-8233
info@yampavalleypartners.com
www.yampavalleypartners.com

Yampa Valley Partners strengthens regional dialogue and learning by:

- Developing regional information and the Community Indicator Report
- Convening Regional Forums
- Enabling collaboration
- Encouraging a regional perspective

Executive Summary

UNDERSTANDING NONPROFITS' ROLE IN THE YAMPA VALLEY

Many Yampa Valley residents experience benefits of nonprofit organizations by donating time or funds to a heartfelt cause, receiving assistance for everyday needs, or enjoying arts programs, open space and many other community-enhancing activities provided by local nonprofits.

The Nonprofit Report of Moffat and Routt Counties aims to better define the vital role of nonprofits in the Yampa Valley. This report also strives to educate, encourage dialog and promote cooperation among nonprofit organizations, donors, public agencies, policymakers and businesses to ensure the nonprofit sector continues providing services to strengthen quality of life in the valley. Through their services and programs, nonprofits serve as advocates for a variety of causes, connect people to the community and preserve community character.

This report is a compilation of facts and figures collected from the Internal Revenue Service, the National Center for Charitable Statistics and from the 2005 Nonprofit Economic Impact Survey, hereafter referred to as the 2005 Nonprofit Survey. The survey was sent to 200 local nonprofit organizations in Moffat and Routt Counties with 56 organizations responding.

Key Findings

- **A Growing Sector**

The nonprofit sector in Northwest Colorado has continued to grow at a steady pace. In the past 10 years, Moffat County experienced a 40% increase in the number of nonprofit organizations and Routt County had an increase of 65%. Nonprofits often serve as incubators for innovation and can address emerging needs in the community. Many local nonprofit organizations have operating budgets under \$25,000.

- **Regionalization**

As the valley grows in population, there will be many opportunities for the nonprofit community to work together with government and businesses on regional issues. Approaching the valley's challenges on a regional scale could eliminate redundancy, create economies of scale and effectively address the community's needs.

- **Generosity**

Full-time and part-time residents give generously of their time and money in both counties. Routt County residents give almost twice the U.S. average as a percentage of adjusted gross income (AGI). Because of the vast diversity of nonprofits, individuals can find a place to volunteer no matter their interest, abilities or age. Giving money and time to local nonprofits engages the community and makes it stronger.

- **Economic Impact**

There are over 250 nonprofit organizations in Routt and Moffat Counties. These organizations have

Executive Summary

nearly \$100 million in revenue, employ over 650 residents and hold over \$120 million in assets while providing services and programs in art and culture, education, environment, health and human services and recreation.

- **Funding Sources**

Data collected indicated that Moffat and Routt Counties have different methods of funding nonprofits. While nonprofits in both counties rely on contributions and government funding as a major source of revenue, Routt County nonprofits also rely on program services for income. In both counties, special events were a small fraction of total funding. It is important to note that a few larger nonprofit organizations are headquartered in one county and operate regionally. Their reported data is reflected by their county of origin.



Tables and Charts

Tables and charts in the report provide insight into the nature and health of the Yampa Valley's nonprofit sector. For example:

- Various nonprofits share common characteristics but possess diverse missions and goals. The Internal Revenue Service (IRS) has 28 tax exempt categories for nonprofits. Organizations in Routt and Moffat counties represent eight designations with 73 percent falling into the 501c3 Public Charities category, including religious, charitable, health care, scientific and literary organizations.
- Combined growth of the nonprofit sector in Routt and Moffat counties between 1995 and 2005 was in line with a 44 percent increase in the number of nonprofits statewide. The most significant increases in the number of nonprofits in Routt County occurred among recreation, sports and leisure groups and arts, culture and humanities organizations. Moffat County had the largest increase in the number of human service organizations and religious and spiritual development groups.
- The survey revealed 92% of 56 respondents self-reported their organizations were growing or maintaining steady levels while the remaining 8 percent reported their organizations were struggling.
- The survey also emphasized the importance of volunteers. The responding organizations reported residents gave approximately 130,000 hours, valued at more than \$1 million dollars of in-kind services. Volunteers dedicated the most time to art, culture and humanities organizations, health and human services, and recreation and youth groups. This donation of time enhanced the health and quality of life of our Yampa Valley residents.

This report intends to highlight the nonprofit sector and its value to our community. The report contains many other details, and the project committee encourages community members to read it in full to find facts most relevant to their interests.

Defining our Nonprofit Community

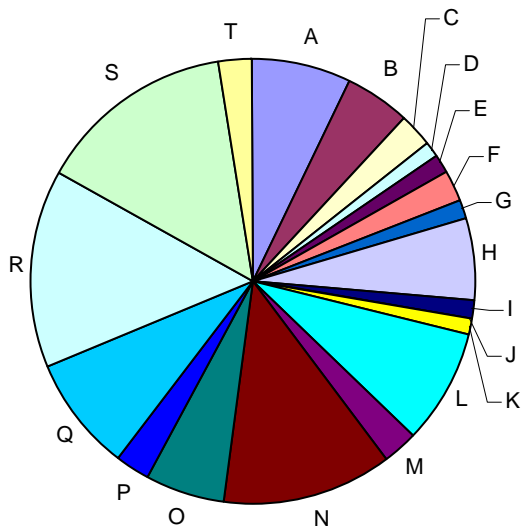
Nonprofits have become a time-honored way of providing services and programs not fully funded by government services or the private sector. They strengthen and enhance the quality of life in the Yampa Valley. When defining a nonprofit, the IRS has 28 tax exempt categories under which organizations can apply. For the purposes of this report, the IRS nonprofit categories included here are listed in the glossary on page 11. A breakdown of the number and types of nonprofit organizations in Routt and Moffat Counties and their IRS designations is shown below. 501c3 Public Charities represent 73% of the nonprofits in the valley. The IRS listing excludes organizations operating under the tax-exempt status of others.

2005 IRS Tax Exempt Organizations Codes ~ *Definitions of codes are located on Page 11*

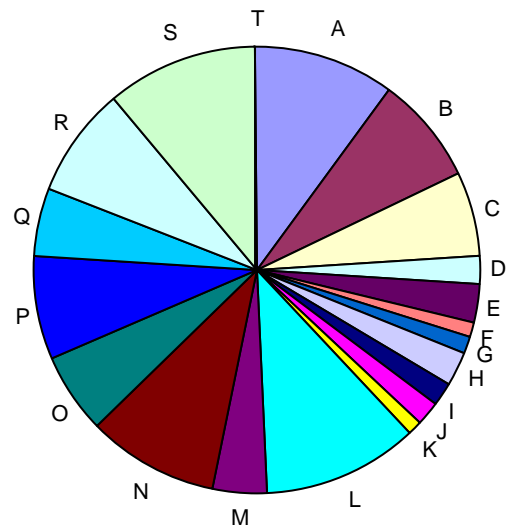
Table 1

	501c3	501c4	501c5	501c6	501c7	501c8	501c12	501c19	Total
Moffat	57	7	5	4	2	5	0	4	84
Routt	131	11	5	4	0	6	2	15	174
Total	188	18	10	8	2	11	2	19	258

Moffat County Nonprofit Distribution



Routt County Nonprofit Distribution



← Chart 1
Chart 2 →

IRS Nonprofit Categories

■ A Arts, Culture, and Humanities	■ B Education
■ C Environmental Quality	■ D Animal-Related
■ E Health	■ F Mental Health, Crisis Intervention
■ G Crime, Legal Related	■ H Employment, Job Related
■ I Food, Agriculture, and Nutrition	■ J Housing, Shelter
■ K Public Safety	■ L Recreation
■ M Youth Development	■ N Human Services
■ O Community Improvement	■ P Philanthropy
■ Q Public, Society Benefit	■ R Religion
■ S Membership Benefit Organizations	■ T Unknown

Growth of the Nonprofit Sector

Over the ten year period between 1995 and 2005, Moffat County experienced a 40% increase in the number of nonprofit organizations of record, Routt County nonprofits increased by 65%, and the State of Colorado experienced a 44% increase. As of 2005, 258 nonprofits were registered with the IRS in both counties. A breakdown by category is shown in the chart below.

Nonprofits often serve as incubators for innovation and can address emerging needs in the community.

Table 2
Growth of Nonprofit Organizations in Moffat and Routt Counties
and the State of Colorado (1995 and 2005 IRS Data)

	Moffat		Routt		Combined	Colorado	
	1995	2005	1995	2005	2005	1995	2005
Arts, Culture, and Humanities	4	6	7	18	24	633	1,408
Education	2	3	7	13	16	789	1,991
Environmental Quality, Protection, and Beautification	1	1	9	11	12	159	278
Animal-Related	1	1	0	3	4	97	278
Health	1	2	2	5	7	356	548
Mental Health, Crisis Intervention	1	2	1	2	4	177	255
Diseases, Disorders, Medical Disciplines	0	0	0	0	0	77	163
Medical Research	0	0	0	0	0	45	83
Crime, Legal Related	1	1	1	2	3	122	243
Employment, Job Related	5	5	4	4	9	67	111
Food, Agriculture, and Nutrition	1	1	2	3	4	61	107
Housing, Shelter	0	0	0	3	3	185	407
Public Safety	1	1	1	2	3	43	159
Recreation, Sports, Leisure, Athletics	6	7	6	20	27	n/a	1,025
Youth Development	0	2	4	7	9	115	291
Human Services - Multipurpose and Other	6	10	10	16	26	639	1,337
International, Foreign Affairs, and National Security	0	0	0	0	0	44	211
Civil Rights, Social Action, Advocacy	0	0	0	0	0	43	79
Community Improvement, Capacity Building	3	5	8	10	15	202	611
Philanthropy and Grant Making Foundations	1	2	6	13	15	241	1,175
Science and Technology Research Institutes, Services	0	0	0	0	0	61	99
Social Science Research Institutes, Services	0	0	0	0	0	20	32
Public, Society Benefit - Multipurpose and Other	5	5	8	9	14	71	125
Religion Related, Spiritual Development	8	12	11	13	25	364	1,502
Mutual/Membership Benefit Organizations, Other	11	11	18	19	30	32	91
Unknown	2	7	0	1	8	12,913	12,627
TOTAL	60	84	105	174	258	17,556	25,236

Nonprofit Revenue Sources

Nonprofit organizations are generally required to file exempt organization tax returns (IRS Form 990) if their average gross receipts are over \$25,000. In Moffat and Routt counties, 94 organizations filed a IRS Form 990 in 2003. The sources of revenue for nonprofits vary widely. Nonprofit organizations depend on fees collected for services, contributions, grants and other income including state and federal dollars to sustain themselves. Below and on the following page are several charts that show sources of revenue. Charts 3 and 4 include revenue sources from the hospital, which rely heavily on payment for services. Charts 5 and 6 do not include hospital revenue sources, and give a clearer picture of revenue for the majority of nonprofits in the valley. In 2003, reporting 501c3 organizations in Moffat and Routt Counties had nearly 100 million dollars in revenue. In addition, other nonprofit 501c categories (5, 6, 7, 8, 12 and 19) such as Service Clubs and Industry organizations brought an additional \$44,306,000 in revenue.

Table 3 2003 Moffat & Routt County 501c3 Organizations' Sources of Revenue

Income By Sources	Moffat		Routt		Combined	
Contributions*	967,150	3.9%	9,449,942	12.6%	10,417,092	10.4%
Government Grants	896,125	3.6%	5,211,487	6.9%	6,107,612	6.1%
Program/Services	22,174,366	89.8%	57,208,391	76.4%	79,764,527	79.8%
Investments	39,687	0.2%	785,399	1.0%	825,086	0.8%
Special Events	14,300	0.1%	752,336	1.0%	766,636	0.8%
Sales	260,298	1.0%	210,581	0.3%	470,879	0.5%
Other	359,825	1.4%	1,268,982	1.7%	1,628,807	1.6%
TOTAL	\$24,711,751	100.0%	\$74,887,118	100.0%	\$99,980,639	100.0%

*Includes private and corporate contributions


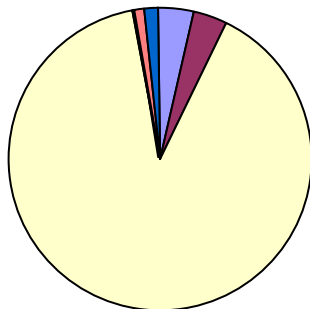


Chart 3

Moffat County revenue sources including The Memorial Hospital.

**Patient payments fall under the program services


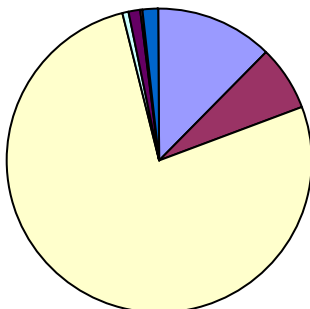


Chart 4

Routt County revenue sources including Yampa Valley Medical Center.

Nonprofit Revenue Sources

2003 Moffat & Routt County 501c3 Organizations' Sources of Revenue						
Hospitals Excluded						
Income By Sources	Moffat		Routt		Combined	
Contributions	909,549	54.2%	9,411,727	31.4%	10,321,276	32.6%
Government Grants	534,037	31.8%	5,211,487	17.4%	5,745,524	18.2%
Program Services	40,562	2.4%	13,351,577	44.6%	13,392,139	42.4%
Investments	3,086	0.2%	163,812	0.5%	166,898	0.5%
Special Events	13,070	0.8%	752,336	2.5%	765,406	2.4%
Sales	149,286	8.9%	210,581	0.7%	359,867	1.1%
Other	29,007	1.7%	837,524	2.8%	866,531	2.7%
TOTAL	\$1,678,597	100.0%	\$29,939,044	100.0%	31,617,641	100.0%


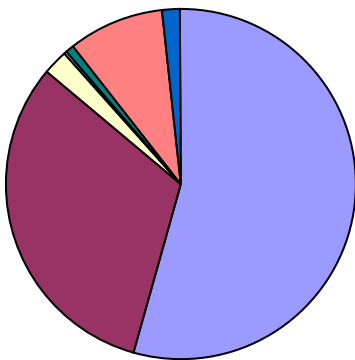


Chart 5

Moffat County revenue sources without The Memorial Hospital.


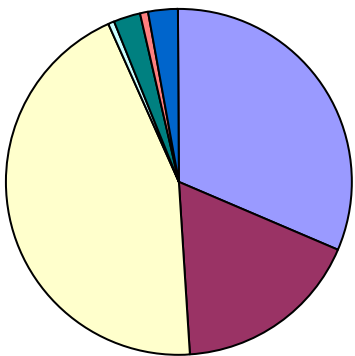


Chart 6

Routt County revenue sources without the Yampa Valley Medical Center.

Revenues, Expenses and Assets

Nonprofits are like businesses, they earn money (revenues), pay bills (expenses) and own buildings and office equipment (assets). The chart below shows the value of nonprofits to the community's economy. The data was obtained from Form 990 reports submitted to the IRS. Organizations with annual revenues averaging over \$25,000 are required to file the Form 990. For most nonprofits, programs and staff salaries are the largest percentage of expenses.

Table 5 2003 Moffat & Routt County Tax Exempt Organizations: Revenues and Expenses

Animal			Philanthropy		
Revenues	\$	32,578	Revenues	\$	3,575,438
Expenses	\$	31,626	Expenses	\$	3,369,994
Arts and Culture			Public Safety		
Revenues	\$	3,198,297	Revenues	\$	102,406
Expenses	\$	2,644,536	Expenses	\$	104,030
Community Improvement			Recreation		
Revenues	\$	61,860	Revenues	\$	625,625
Expenses	\$	59,478	Expenses	\$	470,823
Education			Youth Development		
Revenues	\$	4,104,367	Revenues	\$	2,576,954
Expenses	\$	3,945,228	Expenses	\$	2,546,694
Environmental			Food, Agricultural		
Revenues	\$	5,764,124	Revenues	\$	238,029
Expenses	\$	5,691,537	Expenses	\$	225,317
Health			Public & Societal Benefit		
Revenues	\$	71,662,402	Revenues	\$	26,679
Expenses	\$	61,052,332	Expenses	\$	26,122
Human Services			Housing and Shelter		
Revenues	\$	6,268,466	Revenues	\$	1,100,620
Expenses	\$	6,105,595	Expenses	\$	448,617

Assets

In 2003, Moffat and Routt County nonprofit organizations reported \$120,896,786 in assets.

Organizational Status

The chart below shows data from the 2005 Nonprofit Survey. With 92% of respondents reporting their status as growing or maintaining, the valley has healthy community support and many successful organizations.

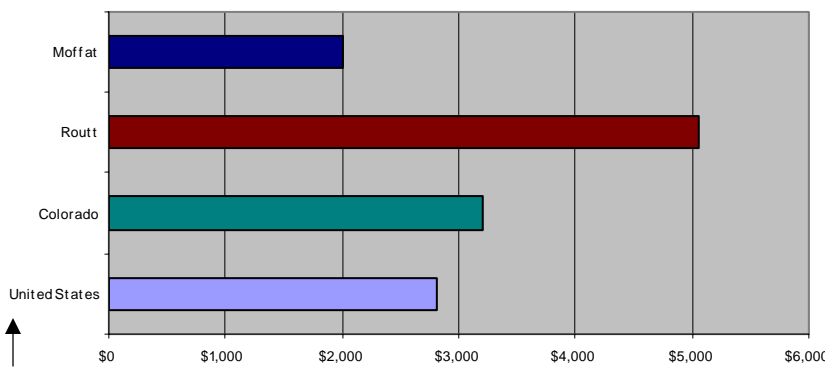
Table 6

	Survey Respondents Assessment of their Current Status							
	Growing		Maintaining		Struggling		Total	
Moffat	5	41.7%	5	41.7%	2	16.7%	12	100.0%
Routt	24	63.2%	12	31.6%	2	5.3%	38	100.0%
Total	29	58.0%	17	34.0%	4	8.0%	50	100.0%

Generosity of Residents

42% of US residents gave money or time to benefit social causes in 2005, compared to 35% who made such donations in 2004*. Data obtained from the 2002 itemized tax returns of Moffat and Routt County residents shows a generosity index on par with the rest of Colorado and the United States. Moffat County citizens made charitable contributions averaging \$2,001 per itemized return, and Routt County citizens donated \$5,058 per itemized return. Unfortunately, the itemized tax return data does not give information as to the amount of money that stays in the Valley as our citizens give both nationally and internationally, but it does indicate their level of generosity. In addition, tourists and part-time residents contribute money to many local nonprofits by attending events and donating dollars.

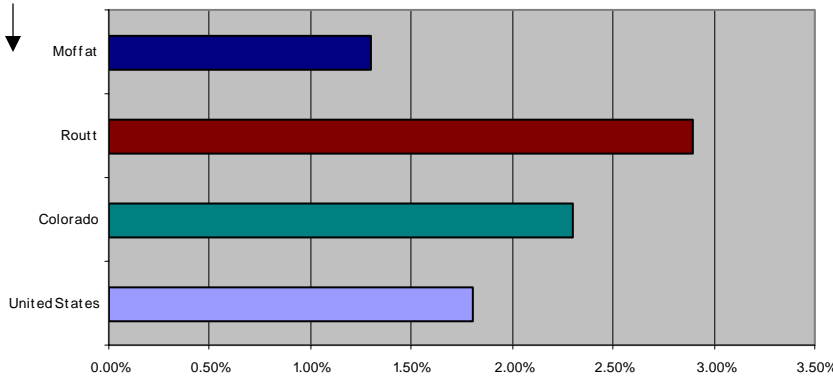
Not only do our residents and visitors give financially, they also donate their time. According to the nonprofit survey (with 56 organizations reporting), approximately 130,000 hours of volunteer time were contributed to help our nonprofits organizations. Volunteering is another avenue for people to support the causes that interest them.



2002 Average Charitable Contribution of Itemizers

Moffat: \$2,001/Itemized Return
 Routt: \$5,058/Itemized Return
 Colorado: \$3,199/Itemized Return
 United States: \$2,805/Itemized Return

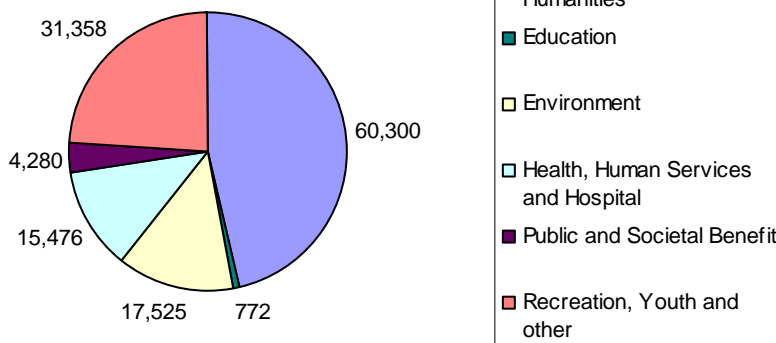
Table 7



2002 Cash Charitable Contributions as a Percentage of Adjusted Gross Income (for Itemized Returns)

Routt: 2.9%
 Moffat: 1.3%
 Colorado: 2.3%

Chart 7 2005 Volunteer Hours



2005 Volunteer Hours: This data was collected in the 2005 Nonprofit Survey sent to 200 local nonprofits. The respondents reported a total of 129,711 community volunteer hours per year valued at \$17.41/hour** for a total \$1,908,049 worth of time donated. **www.independentsector.org/programs/research/volunteertime.html

*Chronicle of Philanthropy 5/18/05

Internal Revenue Service Nonprofit Designation

501c3 (Public Charities)

Religious, Educational, Charitable, Scientific, Literary, Testing for Public Safety, Foster National or International Amateur Sports Competition, or Prevention of Cruelty to Children or Animals Organizations

501c3 (Private Foundations)

Religious, Educational, Charitable, Scientific, Literary, Testing for Public Safety, Foster National or International Amateur Sports Competition, or Prevention of Cruelty to Children or Animals Organizations

501c4

Civic Leagues, Social Welfare Organizations, and Local Associations of Employees

501c5

Labor, Agricultural, and Horticultural Organizations

501c6

Business Leagues, Chambers of Commerce, Real Estate Boards, etc.

501c7

Social and Recreational Clubs

501c8

Fraternal Beneficiary Societies and Associations

501c12

Benevolent Life Insurance Associations, Mutual Ditch or Irrigation Companies, Mutual or Cooperative Telephone Companies, etc.

501c19

Post or Organization of Past or Present Members of the Armed Forces



State of Colorado Nonprofit Website

In the spring of 2001, legislators designated the Secretary of State as the responsible officer for creating and maintaining an electronic charities registration program and publishing an annual report on charitable solicitations activities. Every charitable organization that solicits contributions in Colorado by any means, or that has contributions solicited in Colorado on its behalf by any other person or entity, or that participates in a charitable sales promotion, must register. Certain types of entities and people are exempted from the registration requirements include:

- Religious entities
- Political parties
- Charitable organizations that do not raise or receive gross revenue in excess of \$25,000 during a fiscal year.
- Charitable organizations that do not receive contributions from more than ten persons during a fiscal year.

Any consumer who has questions about a charitable organization, paid solicitor, or professional fundraising consultant can review their filings at www.sos.state.co.us under the licensing menu.

Project Sponsors...

Thank you to our sponsors for their contributions both financial and in-kind.

- Colorado Community College: Business Resource Center
- City of Craig
- City of Steamboat Springs
- First National Bank of the Rockies
- Land Title Guarantee
- Masterworks Mechanical
- Moffat County
- Mountain Valley Bank
- Northwest Title Company
- Routt County
- Steamboat Springs Arts Council
- The Memorial Hospital in Craig
- Town of Hayden
- Trapper Mining, Inc.
- UBET Wireless/NC Telecom
- United Way of Moffat County
- United Way of Routt County
- Yampa Valley Community Foundation
- Yampa Valley Partners
- Xcel Energy - Hayden Station

Project Committee...

- Mark Andersen, United Way of Routt County
- Heidi Barbee, Yampa Valley Community Foundation
- Mille Beall, United Way of Routt County
- Audrey Danner, Yampa Valley Partners
- Scott Ford, Colorado Mountain College
- Linda Haltom, Yampa Community Foundation
- Nancy Kramer, Steamboat Springs Arts Council
- Corrie Scott, United Way of Moffat County

Additional Resources...

- Colorado Nonprofit Association (www.coloradononprofits.org)
- Internal Revenue Service (www.irs.gov)
- State of Colorado Website (www.sos.state.co.us)
- National Center for Charitable Statistics/Urban Institute (www.nccsdataweb.urban.org)
- Foundation Center (www.foundationcenter.org)
- Guide Star (www.guidestar.org)

Contact...

For additional information about the 2006 Nonprofit Report for Moffat and Routt Counties please contact:



745 Russell Street • Craig • CO • 81625
970-824-8233 • info@yampavalleypartners.com
www.yampavalleypartners.com

Our mission: Yampa Valley Partners will support the development of healthy communities in Routt and Moffat Counties by fostering communication, cooperation and collaboration.